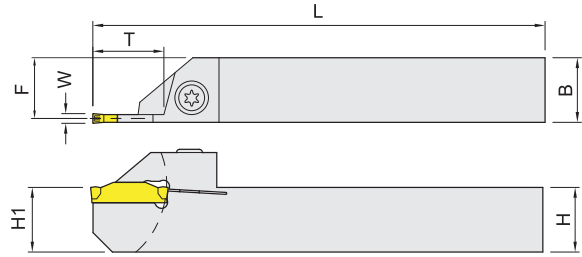



外徑切槽刀 EXTERNAL GROOVING TOOLHOLDERS



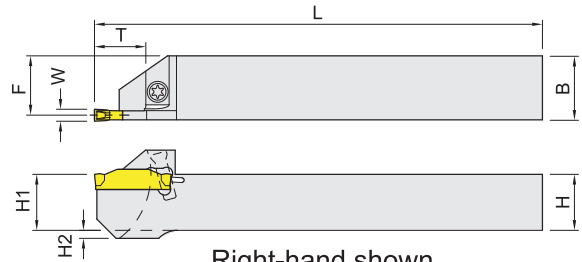

LGDR/L



Right-hand shown

Item code	Dimensions,mm					Width W(mm)	Insert	Screw	Wrench	Weight Kg
	H(H1)	B	L	F	T					
LGDR/L-2020K-2-08L	20	20	125	19.2	08	2.0	LGM...	HTMT525	ETL25	0.41
LGDR/L-2020K-2-16L	20	20	125	19.2	16					0.42
LGDR/L-2525M-2-16L	25	25	150	24.2						0.78
LGDR/L-2020K-2-20L	20	20	125	19.2	20					0.42
LGDR/L-2525M-2-20L	25	25	150	24.2						0.78
LGDR/L-2020K-3-16L	20	20	125	18.8	16	3.0				0.42
LGDR/L-2525M-3-16L	25	25	150	23.8						0.78
LGDR/L-2020K-3-20L	20	20	125	18.8	20					0.42
LGDR/L-2525M-3-20L	25	25	150	23.8						0.78

LGDR/L..LH



Right-hand shown

Item code	Dimensions,mm							Width W(mm)	Insert	Screw	Wrench	Weight Kg
	H(H1)	B	L	F	T	H2						
LGDR/L-1010K-2-10LH	10	10	125	9.2	10	2	2.0	LGM...	MS4013F	ETL15	0.10	
LGDR/L-1212K-2-12LH	12	12	125	11.2	12						0.17	
LGDR/L-1616K-2-12LH	16	16	125	15.2	12	--					0.25	
LGDR/L-1212K-2-16LH	12	12	125	11.2	16	2					0.17	
LGDR/L-1616K-2-16LH	16	16	125	15.2	16	--					0.25	
LGDR/L-1212K-3-12LH	12	12	125	10.8	12	2	3.0				0.17	
LGDR/L-1616K-3-12LH	16	16	125	14.8	12	--					0.25	
LGDR/L-1616K-3-20LH	16	16	125	14.8	20	--					0.26	

※走心式刀 SWISS -TYPE

被切削材 Workpiece material	Steel 鋼		●	●		
	P					
	Stainless steel 不銹鋼		M	●	●	
	K				●	
Cast iron 鑄鐵		K				
Non-ferrous metal 非鐵金屬		N				

Insert Shape	Description	GRADE 材質			Dimensions,mm				
		Coated 塗層		Uncoated 無塗層	W	L	H	Re	K°
		EW973	EW771						
	LGMN 200-02-DGF	●		○	2.0	20	4.7	0.2	--
	LGMN 300-02-DGF	●			3.0	20	4.7	0.2	--
	LGMR 200-02-15DGF		●		2.0	20	4.7	0.2	15
	LGMR 300-02-15DGF	●			3.0	20	4.7	0.2	15

內徑車刀
BORING BARS

外徑車刀
TOOLHOLDERS

牙刀 & 開槽刀
THREADING & GROOVING

銑刀
MILLING

孔加工
BORING TOOLS COMPONENTS

配件
SPARE PARTS