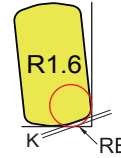
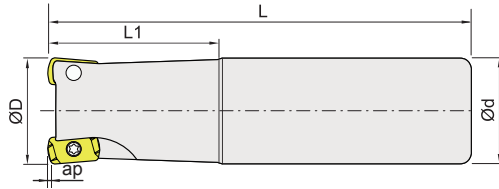


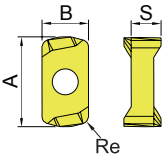
編製CAM程序時，請將MFH設為圓弧頭銑刀，此時的近似刀尖圓弧半徑RE值及切削殘留量
When using the MFH, please program the approximate radius as indicated. The approximate uncut portions for the program are as follows.

刀片大小 Item size	近似RE(mm) Approx. RE	殘留量K(mm) Remains
LOGU03	1.6	0.39



Item code		Dimensions,mm					Teeth	Insert	Spare parts	Weight Kg
無水孔Non-coolant	水孔Coolant	D	d	L	L1	ap				
MFH03-162-S16-150T		16	16	150	30	1.0	2	LOGU03...	①	0.24
MFH03-172-S16-150T		17	16	150	25		2			0.24
MFH03-203-S20-150T		20	20	150	35		3			0.37
MFH03-213-S20-150T		21	20	150	30		3			0.37
MFH03-254-S25-150T		25	25	150	40		4			0.58
MFH03-254-S25-200T		25	25	200	40		4			0.77
MFH03-264-S25-150T		26	25	150	35		4			0.58
MFH03-264-S25-200T		26	25	200	35		4			0.77
MFH03-325-S32-150T		32	32	150	50		5			0.95
MFH03-325-S32-200T		32	32	200	50		5			1.26
MFH03-335-S32-150T		33	32	150	40		5			0.95
MFH03-335-S32-200T		33	32	200	40		5			1.26

被切削材 Workpiece material	Steel 鋼	P	●			●
	Stainless steel 不銹鋼	M	●		●	●
	Cast iron 鑄鐵	K		●		●
	Non-ferrous metal 非鐵金屬	N				

Insert Shape	Description	GRADE 材質				Dimensions,mm			
		Coated 塗層				A	B	S	Re
		PR1525	PR1510	QV330	MW913				
	LOGU030310ER-GM	●	○			11.9	6.2	3.96	1.0
	LOGU030310ER-GMZ			●					
	LOGU030310ER-GS				○				

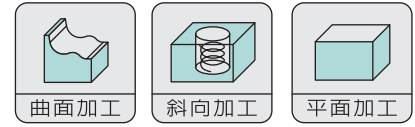


FIG-1

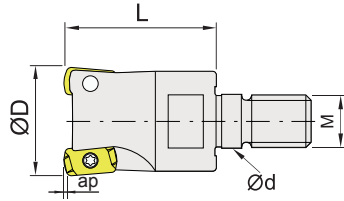


FIG-2

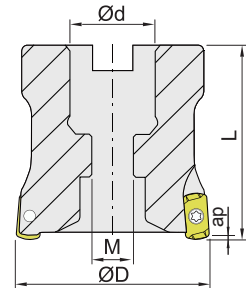




FIG-1 Item code		Dimensions,mm					Teeth	Insert	Spare parts	Weight Kg
無水孔Non-coolant	水孔Coolant	D	d	L	M	ap				
MFH03-162-MD14		16	8.5	25	M8	1.0	2	LOGU03...	①	0.04
MFH03-172-MD14		17	8.5	25	M8		2			0.04
MFH03-203-MD18		20	10.5	30	M10		3			0.07
MFH03-213-MD18		21	10.5	30	M10		3			0.07
MFH03-254-MD23		25	12.5	35	M12		4			0.12
MFH03-264-MD23		26	12.5	35	M12		4			0.12
MFH03-325-MD30		32	17.0	40	M16		5			0.24
MFH03-335-MD30		33	17.0	40	M16		5			0.24

Metric

FIG-2 Item code		Dimensions,mm					Teeth	Insert	Spare parts	Weight Kg
無水孔Non-coolant	水孔Coolant	D	d	L	M	ap				
MFH03-04006-16.0T		40	16.0	40	8.5	1.0	6	LOGU03...	①	0.22
MFH03-05008-22.0T		50	22.0	50	11		8			0.57

Insert	Spare parts	Screw 	Wrench 
LOGU03...	①	MS3007K	ETF08

內徑車刀
BORING BARS

外徑車刀
TOOL HOLDERS

牙刀 & 開槽刀
THREADING & GROOVING

銑刀
MILLING

孔加工
BORING TOOLS COMPONENTS

配件
SPARE PARTS