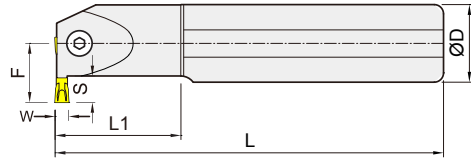
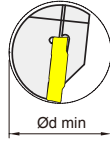
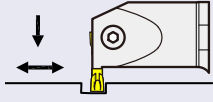




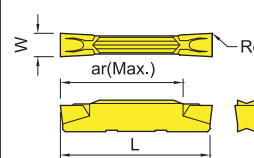
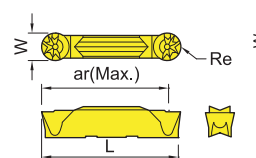
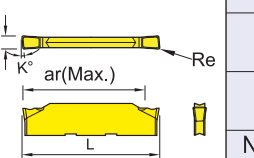
## GYIR









Steel shank (Right-hand shown)  
鋼柄 右向示意圖

Steel shank Item code	Dimensions,mm							Insert	Screw 	Wrench 	Weight Kg
	D	L	L1	F	dmin	S	W				
<b>GYIR-0020Q-307L</b>	20	180	35	14.5	25	7.0	3.0	GY2M03..	HTV0516	PL30	0.44
<b>GYIR-0025R-309L</b>	25	200	40	19.0	32	9.0			HTV0520		0.77
<b>GYIR-0032S-311L</b>	32	250	50	22.0	40	11.0			HTV0625	PL40	1.57
<b>GYIR-0025R-409L</b>	25	200	40	19.0	32	9.0	4.0	GY2M04..	HTV0520	PL30	0.77
<b>GYIR-0032S-411L</b>	32	250	50	22.0	40	11.0			HTV0625		PL40

\*外徑開槽刀桿GYM 系列，請參考 113 頁Please refer to page 113 for external grooving tool holders.

Insert Shape	Steel 鋼	P	●	●	
	 FIG-1	Stainless steel 不銹鋼	M	●	●
 FIG-2	Cast iron 鑄鐵	K	●	●	
 FIG-3	Non-ferrous metal 非鐵金屬	N			●

屑槽樣式 Breaker Name	Description	Dimensions, mm						GRADE 材質		
		W	L	ar(Max.)	Re	K	Coated 塗層		Uncoated 無塗層	
							NW950	NY942	NM502	
多機能/橫向 (精加工) For Multifunctional Grooving (Finishing)	 MF (FIG-1)	<b>GY2G0300F020N-MF</b>	3	21.05	19.5	0.2	--		●	●
		<b>GY2G0400G020N-MF</b>	4	25.95	24.9	0.2	--		●	●
		<b>GY2G0500H020N-MF</b>	5	25.95	24.2	0.2	--		●	●
多機能/橫向 (小進給加工) For Multifunctional Grooving (Finishing)	 MS (FIG-1)	<b>GY2M0300F020N-MS</b>	3	20.70	19.2	0.2	--	●	●	
		<b>GY2M0300F040N-MS</b>		20.70	18.9	0.4	--	●		
		<b>GY2M0400G040N-MS</b>	4	25.65	23.9	0.4	--	●	●	
		<b>GY2M0500H040N-MS</b>		5	25.65	23.9	0.4	--	●	●
多機能/橫向 (小進給加工) For Multifunctional Grooving	 MM (FIG-1)	<b>GY2M0300F020N-MM</b>	3	20.70	19.1	0.2	--	●	●	
		<b>GY2M0300F040N-MM</b>		20.70	18.9	0.4	--	●		
		<b>GY2M0400G040N-MM</b>	4	25.65	24.1	0.4	--	●	●	
		<b>GY2M0500H040N-MM</b>		5	25.65	23.9	0.4	--	●	●
中進給加工 切斷●切槽 Grooving / Cutting off (Medium feeds)	 GM (FIG-1)	<b>GY2M0300F030N-GM</b>	3	20.70	19.4	0.3	--	●	●	
		<b>GY2M0400G030N-GM</b>	4	25.65	24.4	0.3	--	●	●	
		<b>GY2M0500H040N-GM</b>	5	25.65	24.3	0.4	--	●	●	
	 GM-5D (FIG-3)	<b>GY2M0300F03L5GM</b>	3	20.85	19.5	0.3	5°	●		
		<b>GY2M0300F03R5GM</b>		20.85	19.5	0.3	5°	●		
		<b>GY2M0400G03R5GM</b>	4	25.85	24.5	0.3	5°	●		
		<b>GY2M0500H04R5GM</b>		5	25.95	24.5	0.4	5°	●	
仿型 / 橫向 For Copying	 BM (FIG-2)	<b>GY2M0300F150N-BM</b>	3	20.90	19.0	1.5	--	●	●	
		<b>GY2M0400G200N-BM</b>	4	25.80	23.4	2.0	--	●	●	
		<b>GY2M0500H250N-BM</b>	5	25.80	22.8	2.5	--	●	●	

內徑車刀  
BORING BARS

外徑車刀  
TOOLHOLDERS

牙刀 & 開槽刀  
THREADING & GROOVING

銑刀  
MILLING

孔加工  
BORING TOOLS COMPONENTS

配件  
SPARE PARTS