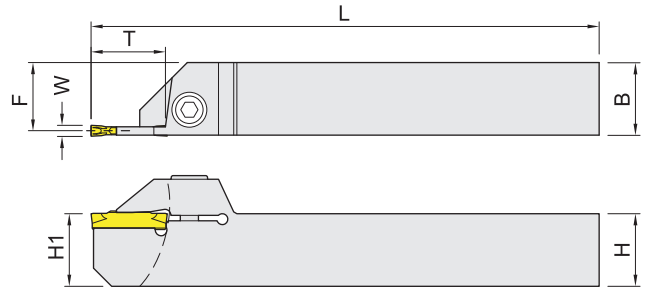



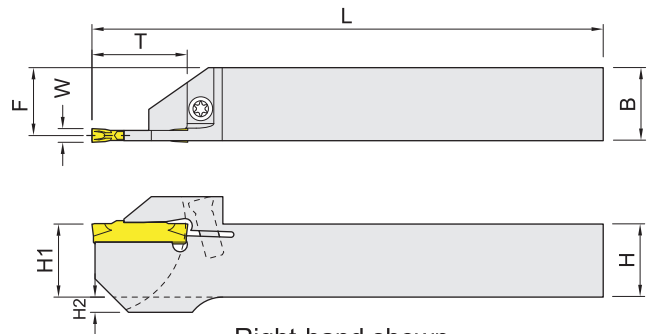

GYM



Right-hand shown

Item code	Dimensions,mm					Width W(mm)	Insert	Screw	Wrench	Weight Kg	
	H(H1)	B	L	F	T						
GYMR-2525M-2-10L	25	25	150	24.25	10	2.0	GY2M02..D	HTM630	PL50	0.78	
GYMR-2020K-2-13L	20	20	125	19.25	13					0.42	
GYMR-2525M-2-13L	25	25	150	24.25	18					HTM630	0.78
GYMR-2020K-2-18L	20	20	125	19.25						HTM625	0.42
GYMR-2525M-2-18L	25	25	150	24.25						HTM630	0.78
GYMR-2020K-3-08L	20	20	125	18.85	8	3.0	GY2M03..F	HTM625	PL50	0.42	
GYMR-2525M-3-08L	25	25	150	23.85	12					HTM630	0.78
GYMR-2020K-3-12L	20	20	125	18.85						HTM625	0.42
GYMR/L-2525M-3-12L	25	25	150	23.85						HTM630	0.78
GYMR/L-3232P-3-12L	32	32	170	30.85	20					HTM630	HTM630
GYMR/L-2020K-3-20L	20	20	125	18.85		HTM625	0.42				
GYMR/L-2525M-3-20L	25	25	150	23.85		HTM630	0.78				
GYMR/L-2020K-4-20L	20	20	125	18.35		20	HTM625	HTM630	PL50		
GYMR-2525M-4-20L	25	25	150	23.35	HTM630					0.78	
GYMR-2020K-5-20L	20	20	125	17.95	20					GY2M05..H	HTM625
GYMR-2525M-5-20L	25	25	150	22.95		HTM630	0.78				
GYMR-3232P-5-20L	32	32	170	29.95			1.43				

GYM..LH

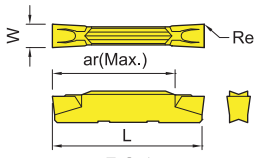
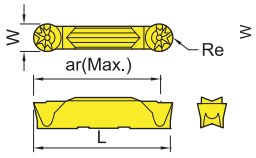
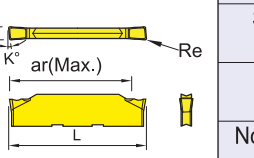








Right-hand shown

Item code	Dimensions,mm							Width W(mm)	Insert	Screw	Wrench	Weight Kg			
	H(H1)	B	L	F	T	H2									
GYMR/L-1010K-2-11LH	10	10	125	9.25	11	2	2.0	GY2M02..D	MS4013F	ETL15	0.10				
GYMR/L-1212K-2-13LH	12	12	125	11.25	13	2					0.17				
GYMR/L-1212K-2-17LH	12	12	125	11.25	17	2					0.17				
GYMR-1616K-2-13LH	16	16	125	15.25	13	--					3.0	GY2M03..F	HTM625	PL50	0.25
GYMR/L-1616K-2-18LH	16	16	125	15.25	18	--									0.25
GYMR-1616K-3-16LH	16	16	125	14.85	16	--	0.25								
GYMR-1616K-3-20LH	16	16	125	14.85	20	--					0.25				

※走心式刀 SWISS-TYPE

※內徑開槽刀桿GYIR系列，請參考149頁Please refer to page 149 for internal grooving tool holders.

Insert Shape									
	Steel 鋼	P	●	●					
	Stainless steel 不銹鋼	M	●	●					
	Cast iron 鑄鐵	K	●	●					
Non-ferrous metal 非鐵金屬	N							●	

屑槽樣式 Breaker Name	Description	Dimensions, mm							GRADE 材質		
		W	L	ar(Max.)	Re	K	Coated 塗層		Uncoated 無塗層		
							NW950	NY942	NM502		
多機能/橫向 (精加工) For Multifunctional Grooving (Finishing)	MF (FIG-1) 	GY2G0200D020N-MF	2	21.05	19.5	0.2	--		●	○	
		GY2G0300F020N-MF	3	21.05	19.5	0.2	--		●	○	
		GY2G0400G020N-MF	4	25.95	24.9	0.2	--		●	○	
		GY2G0500H020N-MF	5	25.95	24.2	0.2	--		●	○	
多機能/橫向 (小進給加工) For Multifunctional Grooving (Finishing)	MS (FIG-1) 	GY2M0200D020N-MS	2	20.70	19.1	0.2	--	●	●		
		GY2M0300F020N-MS	3	20.70	19.2	0.2	--	●	●		
		GY2M0300F040N-MS		20.70	18.9	0.4	--	●			
		GY2M0400G040N-MS	4	25.65	23.9	0.4	--	●	●		
		GY2M0500H040N-MS	5	25.65	23.9	0.4	--	●	●		
多機能/橫向 (小進給加工) For Multifunctional Grooving	MM (FIG-1) 	GY2M0200D020N-MM	2	20.70	19.1	0.2	--	●	●		
		GY2M0300F020N-MM	3	20.70	19.1	0.2	--	●	●		
		GY2M0300F040N-MM		20.70	18.9	0.4	--	●			
		GY2M0400G040N-MM	4	25.65	24.1	0.4	--	●	●		
		GY2M0500H040N-MM	5	25.65	23.9	0.4	--	●	●		
中進給加工 切斷●切槽 Grooving / Cutting off (Medium feeds)	GM (FIG-1) 	GY2M0200D020N-GM	2	20.70	19.4	0.2	--	●	●		
		GY2M0300F030N-GM	3	20.70	19.4	0.3	--	●	●		
		GY2M0400G030N-GM	4	25.65	24.4	0.3	--	●	●		
		GY2M0500H040N-GM	5	25.65	24.3	0.4	--	●	●		
	GM-5D (FIG-3) 	GY2M0200D02L5GM	2	20.80	19.5	0.2	5°	●			
		GY2M0200D02R5GM		20.80	19.5	0.2	5°	●			
		GY2M0300F03L5GM	3	20.85	19.5	0.3	5°	●			
		GY2M0300F03R5GM		20.85	19.5	0.3	5°	●			
		GY2M0400G03R5GM	4	25.85	24.5	0.3	5°	●			
		GY2M0500H04R5GM	5	25.95	24.5	0.4	5°	●			
仿型/橫向 For Copying	BM (FIG-2) 	GY2M0200D100N-BM	2	20.90	19.5	1.0	--	●	●		
		GY2M0300F150N-BM	3	20.90	19.0	1.5	--	●	●		
		GY2M0400G200N-BM	4	25.80	23.4	2.0	--	●	●		
		GY2M0500H250N-BM	5	25.80	22.8	2.5	--	●	●		

內徑車刀
BORING BARS

外徑車刀
TOOLHOLDERS

牙刀 & 開槽刀
THREADING & GROOVING

銑刀
MILLING

孔加工
BORING TOOLS COMPONENTS

配件
SPARE PARTS