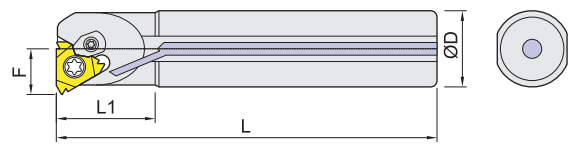
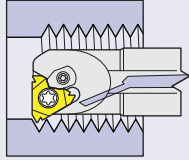


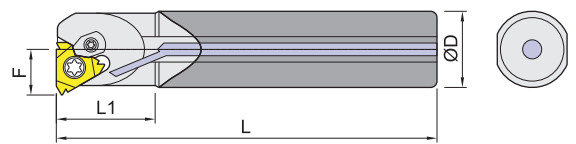
# 內徑牙刀 INTERNAL THREADING BORING BARS



## SNR/L..CL



Coolant steel shank+clamp (Right-hand shown)  
中心出水鋼柄+壓板 右向示意圖



Coolant carbide shank+clamp (Right-hand shown)  
中心出水鎢鋼柄+壓板 右向示意圖

內徑車刀  
BORING BARS

外徑車刀  
TOOLHOLDERS

牙刀 & 開槽刀  
THREADING & GROOVING

銑刀  
MILLING

孔加工  
BORING TOOLS COMPONENTS

配件  
SPARE PARTS

Steel shank 無水孔Non-coolant	Item code 水孔Coolant	Dimensions,mm					Insert		Spare parts	Weight Kg
		D	L	L1	F	dmin	螺紋加工 Threading	槽加工 Grooving		
SNR/L-0020R-16CL	SNR/L-A0020R-16CL	20	200	40	12	24	16NR/L	16NR..G	①	0.49
SNR/L-0025R-16CL	SNR/L-A0025R-16CL	25	200	45	14.5	29				0.77
SNR/L-0032S-16CL	SNR/L-A0032S-16CL	32	250	45	18.5	36				1.58
SNR/L-0040T-16CL	SNR/L-A0040T-16CL	40	300	60	22	44				2.96
SNR/L-0040V-16CL	SNR/L-A0040V-16CL	40	400	60	22	44				3.94
SNR/L-0050V-16CL	SNR -A0050V-16CL	50	400	60	27	54				6.17
SNR/L-0020R-22CL	SNR/L-A0020R-22CL	20	200	40	14	28	22NR/L	--	②	0.49
SNR/L-0025R-22CL	SNR/L-A0025R-22CL	25	200	45	16.5	32				0.77
SNR/L-0032S-22CL	SNR/L-A0032S-22CL	32	250	45	20	40				1.58
SNR/L-0040T-22CL	SNR/L-A0040T-22CL	40	300	60	24	46				2.96
SNR/L-0050V-22CL		50	400	60	29	58				6.17
SNR/L-0032S-27CL	SNR/L-A0032S-27CL	32	250	45	20	40				27NR/L

NEW

Carbide shank 無水孔Non-coolant	Item code 水孔Coolant	Dimensions,mm					Insert		Spare parts	Weight Kg
		D	L	L1	F	dmin	螺紋加工 Threading	槽加工 Grooving		
SNR/L-C0020R-16CL	SNR/L-E0020R-16CL	20	200	40	12	24	16NR/L	16NR..G	①	0.91
SNR/L-C0025S-16CL	SNR/L-E0025S-16CL	25	250	45	14.5	29				1.65

※裝插槽刀片時，加工深度及最小加工徑會因刀桿實際狀況而異(The application depth and minimum working diameter will be various according to situation of setting grooving insert.)

Insert	Spare parts	Screw	Wrench	Shim	Screw	Wrench	Clamp	Wrench
16NR/L	①	MS3512A	--	GXN/E16	HTM309	PL25	MC35-3V	ETF15
22NR/L	②	MS4511A	ETF20	--	--	--		ETF20
22NR/L	③	MS4516A	ETF20	GXN/E22	HTM412	PL30		ETF20
27NR/L	④	MS5020E	ETL25	GXN/E27	HTM512HC	PL40	MC35-5V	ETF20

※ 牙刀片請參考 107-108 頁Please refer to page 107-108 for threading insert.

內徑車刀  
BORING BARS

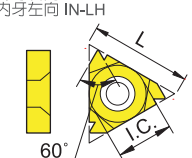
外徑車刀  
TOOLHOLDERS

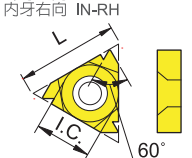
牙刀及開槽刀  
THREADING & GROOVING

銑刀  
MILLING

孔加工  
BORING TOOLS COMPONENTS

配件  
SPARE PARTS

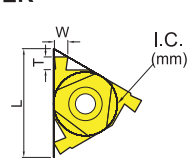
 <p>外牙右向 EX-RH 內牙左向 IN-LH</p>	Steel 鋼	P	●	●	●	●			
	Stainless steel 不銹鋼	M	●	●	●	●			
	Cast iron 鑄鐵	K		●	●				
	Non-ferrous metal 非鐵金屬	N					●	●	

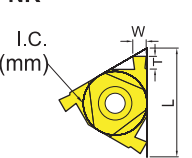
 <p>外牙左向 EX-LH 內牙右向 IN-RH</p>	Steel 鋼	P	●	●	●	●			
	Stainless steel 不銹鋼	M	●	●	●	●			
	Cast iron 鑄鐵	K		●	●				
	Non-ferrous metal 非鐵金屬	N					●	●	

Description	公制規格 Metric	Pitch (mm)	英制規格 Inch	Pitch (TPI)	GRADE 材質														
					Coated 塗層			Uncoated 無塗層											
					BMA		GC10F DW946	K15											
					R	L	R	L	R	L									
<b>06IR/L</b>	A60	0.5~1.5	A60	48-16															
				32 UN	32														
				28 UN	28														
				24 UN	24														
				20 UN	20														
<b>08IR/L</b> <b>08NR/L</b>	A60 0.5 ISO 0.75 ISO 1.0 ISO 1.25 ISO 1.5 ISO 1.75 ISO	0.5~1.5 0.50 0.75 1.00 1.25 1.50 1.75	A60	48-16															
				32 UN	32														
				28 UN	28														
				24 UN	24														
				20 UN	20														
				18 UN	18														
				14 UN	14														
				14 UN	14														
<b>11IR/L</b> <b>11NR/L</b> <b>11ER/L</b>	A60 0.35 ISO 0.4 ISO 0.45 ISO 0.5 ISO 0.6 ISO 0.7 ISO 0.75 ISO 0.8 ISO 1.0 ISO 1.25 ISO 1.5 ISO 1.75 ISO 2.0 ISO	0.5~1.5 0.35 0.40 0.45 0.50 0.60 0.70 0.75 0.80 1.00 1.25 1.50 1.75 2.00	A60	48-16															
				72 UN	72														
				64 UN	64														
				56 UN	56														
				48 UN	48														
				44 UN	44														
				40 UN	40														
				36 UN	36														
				32 UN	32														
				28 UN	28														
				27 UN	27														
				24 UN	24														
				20 UN	20														
				18 UN	18														
16 UN	16																		
14 UN	14																		
13 UN	13																		
12 UN	12																		
11 UN	11																		

Description	公制規格 Metric	Pitch (mm)	英制規格 Inch	Pitch (TPI)	GRADE 材質															
					Coated 塗層			Uncoated 無塗層												
					BMA		GC10F DW946	K15												
					R	L	R	L	R	L										
<b>16IR/L</b> <b>16NR/L</b> <b>16ER/L</b>	AG60 A60 G60 0.35 ISO 0.4 ISO 0.45 ISO 0.5 ISO 0.6 ISO 0.7 ISO 0.75 ISO 0.8 ISO 1.0 ISO 1.25 ISO 1.5 ISO 1.75 ISO 2.0 ISO 2.5 ISO 3.0 ISO	0.5~3.0 0.5~1.5 1.75~3.0 0.35 0.40 0.45 0.50 0.60 0.70 0.75 0.80 1.00 1.25 1.50 1.75 2.00 2.50 3.00	AG60 A60 G60	48-8																
				48-16																
				14-8																
				72																
				64																
				56																
				48																
				44																
				40																
				36																
				32																
				28																
				27																
				24																
				20																
				11.5 UN	11.5															
				11 UN	11															
				10 UN	10															
9 UN	9																			
8 UN	8																			
<b>22IR/L</b> <b>22NR/L</b> <b>22ER/L</b>	N60 3.5 ISO 4.0 ISO 4.5 ISO 5.0 ISO 5.5 ISO 6.0 ISO	3.5~5.0 3.50 4.00 4.50 5.00 5.50 6.00	N60	7-5																
				7																
				6																
				5																
				5																
				4																
				4																
<b>27IR/L</b> <b>27NR/L</b> <b>27ER/L</b>	Q60 5.5ISO 6.0ISO	5.5~6.0 5.50 6.00	Q60	4.5-4																
				4.5																
				4																

L(mm)	6	8	11	16	22	27
I.C.(mm)	3.969	4.763	6.35	9.525	12.7	15.875

	Steel 鋼	P	●				
	Stainless steel 不銹鋼	M	●				
	Cast iron 鑄鐵	K	●				
	Non-ferrous metal 非鐵金屬	N					

	Steel 鋼	P	●				
	Stainless steel 不銹鋼	M	●				
	Cast iron 鑄鐵	K	●				
	Non-ferrous metal 非鐵金屬	N					

Description	公制規格 Metric	W (mm)	T (mm)	GRADE 材質			
				Coated 塗層		Uncoated 無塗層	
				GC35			
				R	L	R	L
<b>11NR</b>	0.5G	0.5	1.4				
	1.0G	1.0	1.4				
	1.2G	1.2	1.4				
	1.5G	1.5	1.4				

Description	公制規格 Metric	W (mm)	T (mm)	GRADE 材質			
				Coated 塗層		Uncoated 無塗層	
				GC35			
				R	L	R	L
<b>16NR</b>	1.0G	1.0	1.4				
	1.2G	1.2	1.6				
	1.95G	1.95	2.0				
	2.25G	2.25	2.25				

L(mm)	11	16
I.C.(mm)	6.35	9.525

<b>16</b>	<b>N</b>	<b>R</b>	<b>1.5</b>	<b>ISO</b>	<b>GC10F</b>
1	2	3	4	5	6

**1** 刀片邊長  
Edge Length(mm)

6	IC=3.969
8	IC=4.763
11	IC=6.35
16	IC=9.525
22	IC=12.70
27	IC=15.875

**2** 車刀類型  
Type of insert

E	External 外徑車削
N	Internal 內徑車削

**3** 車刀方向  
Hand of Tool

R	Right Hand 右手車削
L	Left Hand 左手車削

**4** 牙距  
Pitch

通用螺紋規格 Partial Profile		
編號Code	mm	T.P.I
A	0.5-1.5	48-16
AG	0.5-3.0	48-8
G	1.75-3.0	14-8
N	3.5-5.0	7-5
Q	5.5-6.0	4.5-4

專用螺紋規格 Full Profile	
	Pitch
mm	0.35-12
T.P.I	72-2

**5** 螺紋規範  
Thread Standard

55	通用螺紋規格55° Partial Profile55°
60	通用螺紋規格60° Partial Profile60°
ISO	公制60° Metric60°
UN	美規60° UN60°
G	圓槽
R	圓槽
TR(TRAPEZ)	TR 30° 梯形螺紋
ACME	美規29° 梯形螺紋 (ACME)
W	惠氏55° 平行管螺紋Whitworth, (PF, PS)
BSPT	英規55° 錐度管螺紋 (PT)
NPT	美規60° 錐度管螺紋 (NPT)

內徑車刀  
BORING BARS

外徑車刀  
TOOLHOLDERS

牙刀 & 開槽刀  
THREADING & GROOVING

銑刀  
MILLING

孔加工  
BORING TOOLS COMPONENTS

配件  
SPARE PARTS