

內徑車刀
BORING BARS

外徑車刀
TOOLHOLDERS

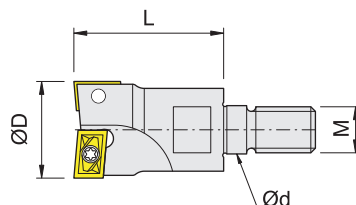
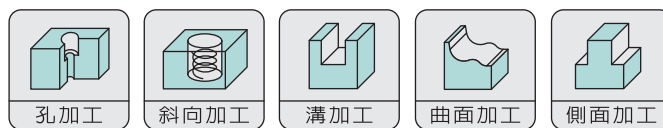
牙刀 & 開槽刀
THREADING & GROOVING

銑刀
MILLING


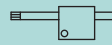
孔加工
BORING TOOLS COMPONENTS

配件
SPARE PARTS

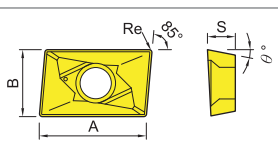
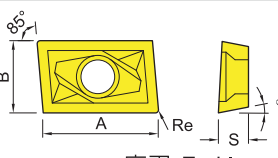
Item code	Dimensions,mm				Teeth		Insert		Spare parts	Weight Kg
	D	d	L	L1	End	Periphery	On End	On Periphery		
ASJ202-S20-150	20	20	150	25	1	1	ADMT1003..L	ACMT1003..R	①	0.37
ASJ202-S20-200	20	20	200	25	1	1				0.49
ASJ212-S20-150	21	20	150	25	1	1				0.37
ASJ212-S20-200	21	20	200	25	1	1				0.49
ASJ252-S25-150	25	25	150	30	1	1	ADMT12T3..L	APMT12T3..R	②	0.58
ASJ252-S25-200	25	25	200	30	1	1				0.77
ASJ262-S25-150	26	25	150	30	1	1				0.58
ASJ262-S25-200	26	25	200	30	1	1				0.77
ASJ262-S25-250	26	25	250	30	1	1				0.96
ASJ322-S32-150	32	32	150	40	1	1	APMT1604..L	APMT1504..R	③	0.95
ASJ322-S32-200	32	32	200	40	1	1				1.26
ASJ322-S32-250	32	32	250	40	1	1				1.58
ASJ332-S32-150	33	32	150	30	1	1				0.95
ASJ332-S32-200	33	32	200	30	1	1				1.26
ASJ332-S32-250	33	32	250	30	1	1				1.58
ASJ332-S32-300	33	32	300	30	1	1	1.89			
ASJ352-S32-150	35	32	150	35	1	1	APMT1704..L	APMT1504..R	④	0.95
ASJ352-S32-200	35	32	200	35	1	1				1.26
ASJ352-S32-250	35	32	250	35	1	1				1.58
ASJ352-S32-300	35	32	300	35	1	1				1.89



Item code	Dimensions,mm				Teeth		Insert		Spare parts	Weight Kg
	D	d	L	M	End	Periphery	On End	On Periphery		
ASJ202-MD18	20	10.5	30	M10	1	1	ADMT1003..L	ACMT1003..R	①	0.07
ASJ212-MD18	21	10.5	30	M10	1	1				0.07
ASJ252-MD23	25	12.5	35	M12	1	1	ADMT12T3..L	APMT12T3..R	②	0.12
ASJ262-MD23	26	12.5	35	M12	1	1				0.12
ASJ322-MD29	32	17	43	M16	1	1	APMT1604..L	APMT1504..R	③	0.22
ASJ332-MD29	33	17	43	M16	1	1				0.23
ASJ352-MD29	35	17	43	M16	1	1	APMT1704..L	APMT1504..R	④	0.24
ASJ402-MD29	40	17	43	M16	1	1	APMT1905..L	APMT1504..R	⑤	0.28

Insert		Spare parts	Screw 	Wrench 
On End	On Periphery			
ADMT1003..L	ACMT1003..R	①	MS2506A	ETF09
ADMT12T3..L	APMT12T3..R	②	MS3008A	ETF09
APMT1604..L	APMT1504..R	③	MS4011A	ETF15
APMT1704..L	APMT1504..R	④	MS4011A	ETF15
APMT1905..L	APMT1504..R	⑤	MS4011A	ETF15

被切削材 Workpiece material	Steel 鋼	P	●	
	Stainless steel 不銹鋼	M	●	
	Cast iron 鑄鐵	K		●
	Non-ferrous metal 非鐵金屬	N		

Insert Shape	Description	GRADE 材質		Dimensions,mm				
		Coated 塗層		A	B	S	Re	θ°
		CY250	CY100H					
 外刃 Periphery Insert	ACMT100308R	●		10.10	6.35	3.40	0.8	7
	APMT12T308R	●	●	13.14	7.93	3.90	0.8	11
	APMT150408R	●	●	15.88	9.53	4.76	0.8	11
 底刃 End Insert	ADMT100308L	●		10.40	6.35	3.18	0.8	15
	ADMT12T308L	●		12.60	7.93	3.90	0.8	15
	APMT160408L	●	●	16.45	9.53	4.76	0.8	11
	APMT170408L	●	●	17.60	9.53	4.76	0.8	11
	APMT190508L	●		19.60	10.00	5.00	0.8	11

內徑車刀
BORING BARS

外徑車刀
TOOLHOLDERS

牙刀 & 開槽刀
THREADING & GROOVING

銑刀
MILLING

孔加工
BORING TOOLS COMPONENTS

配件
SPARE PARTS