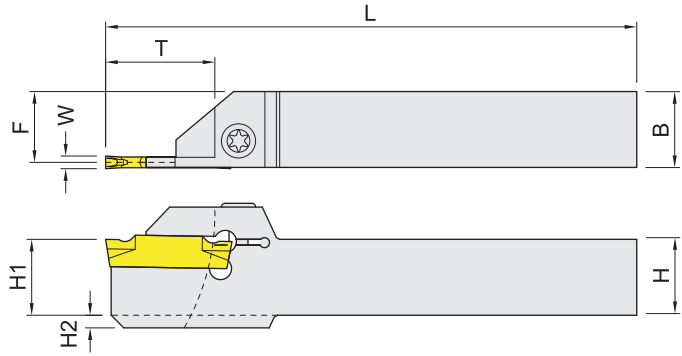
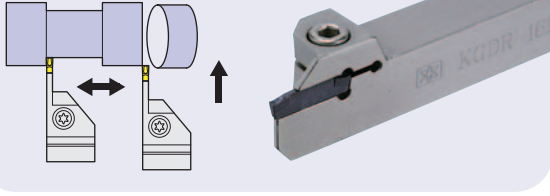


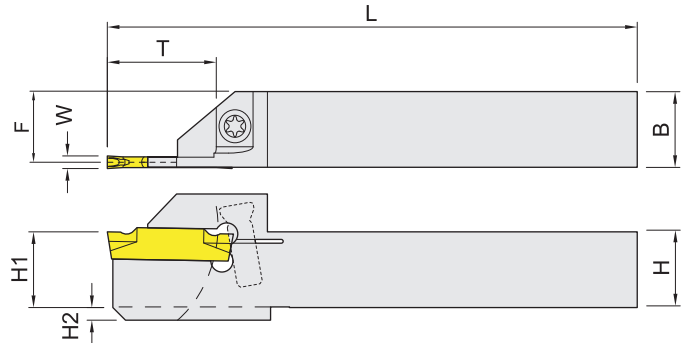
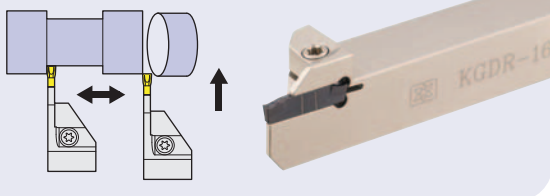
KGD



Right-hand shown

Item code	Dimensions,mm						Width W(mm)	Insert	Screw	Wrench	Weight Kg	
	H(H1)	B	L	F	T	H2						
KGDR/L-1616K-2T13T	16	16	125	15.2	13	--	2.0-3.0	GDM2020	HTMT520	ETL25	0.25	
KGDR/L-2020K-2T17T	20	20	125	19.2	17						HTMT525	0.39
KGDR/L-2525M-2T17T	25	25	150	24.2							0.74	
KGDR/L-1616K-3T20T	16	16	125	14.8	20	--	3.0-4.0	GDM3020	HTMT520		0.27	
KGDR/L-2020K-3T20T	20	20	125	18.8							HTMT525	0.39
KGDR/L-2525M-3T20T	25	25	150	23.8								0.74

KGD..H



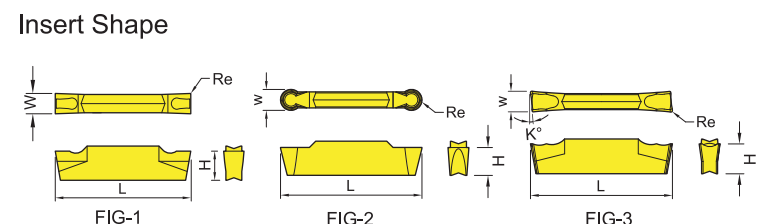
Right-hand shown

Item code	Dimensions,mm						Width W(mm)	Insert	Screw	Wrench	Weight Kg
	H(H1)	B	L	F	T	H2					
KGDR/L-1212K-1.3TH12T	12	12	125	11.5	12	2	1.3	GDM1316	MS4013F	ETL15	0.14
KGDR/L-1010K-1.5TH10T	10	10	125	9.4	10	2	1.5	GDM1516			0.10
KGDR/L-1010K-2TH13T	10	10	125	9.2	13	4	2.0-3.0	GDM2020			0.10
KGDR/L-1212K-2TH13T	12	12	125	11.2							2
KGDR/L-1616K-2TH13T	16	16	125	15.2		--					0.25
KGDR/L-1212K-2TH17T	12	12	125	11.2	17	2					0.14
KGDR/L-1616K-2TH17T	16	16	125	15.2			--	0.25			
KGDR-1212K-2.4TH12T	12	12	125	11	12	2	2.4-3.0	GDM2420			0.14
KGDR/L-1212K-3TH16T	12	12	125	10.8	16	2	3.0-4.0	GDM3020			0.14
KGDR/L-1616K-3TH16T	16	16	125	14.8							--

※ 走心式刀 SWISS-TYPE

※ 刀片請參考120頁 Please refer to page 120 for insert.

Insert Shape	Steel 鋼		P	●	●	
	Stainless steel 不銹鋼		M	●	●	
	Cast iron 鑄鐵		K	●		
	Non-ferrous metal 非鐵金屬		N			●



屑槽樣式 Breaker Name	Description	Dimensions,mm						GRADE 材質			
		W	L	H	Re	K	Coated 塗層		Coated Carbide 硬質合金		
							PR1215	PR1225	GW15		
切槽●切斷 (高進給) For Grooving / Cut-off (High feed)	PH (FIG-1)	GDM2020N-020PH	2.0	20.0	4.3	0.2	--	●	●		
		GDM3020N-030PH	3.0	20.0	4.3	0.3	--		●		
		GDM4020N-030PH	4.0	20.0	4.3	0.3	--			●	
切斷(通用) Cut-Off (General Purpose)	PM (FIG-1)	GDM2020N-020PM	2.0	20.0	4.3	0.2	--		●		
		GDM2520N-020PM	2.5	20.0	4.3	0.2	--		●		
		GDM3020N-025PM	3.0	20.0	4.3	0.2	--			●	
切斷(通用) 斜 6° Cut-Off / General Purpose (6°Lead Angle)	PM-6D (FIG-3)	GDM2020R-020PM-6D	2.0	20.0	4.3	0.2	6°			○	
		GDM3020R-025PM-6D	3.0	20.0	4.3	0.25	6°			●	
		GDG3020N-020GS	3.0	20.0	4.3	0.20	--			●	○
		GDG4020N-040GS	4.0	20.0	4.3	0.40	--				○
切槽/橫向 (低進給) Grooving and Turning (Low feed)	GL (FIG-1)	GDM2420N-020GL	2.4	20.0	4.3	0.2	--			●	
		GDM3020N-040GL	3.0	20.0	4.3	0.4	--			●	
		GDM1316N-015PF	1.3	16.0	3.7	0.15	--			●	
		GDM1516N-015PF	1.5	16.0	3.7	0.15	--			●	
切槽/橫向 (通用) Grooving and Turning (General purpose)	GM (FIG-1)	GDM2420N-020GM	2.4	21.1	4.3	0.2	--			●	
		GDM3020N-020GM	3.0	26.4	4.3	0.2	--	●	●		
		GDM3020N-040GM	3.0	26.4	4.3	0.4	--			●	
		GDM4020N-040GM	4.0	26.4	4.3	0.4	--			●	
圓槽·仿形 /橫向 Full-R/Copying	CM (FIG-2)	GDM3020N-150R-CM	3.0	20.0	4.3	1.5	--	●	●		
		GDM4020N-200R-CM	4.0	20.0	4.3	2.0	--	○	○		

內徑車刀
BORING BARS

外徑車刀
TOOLHOLDERS

牙刀 & 開槽刀
THREADING & GROOVING

銑刀
MILLING

孔加工
BORING TOOLS COMPONENTS

配件
SPARE PARTS