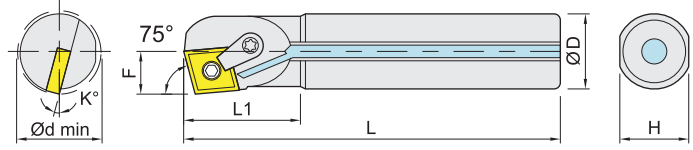
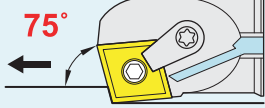


## MCKN

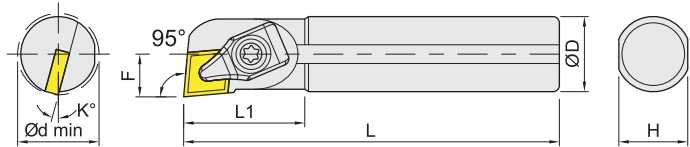
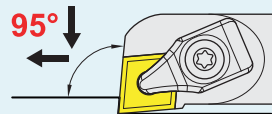


Coolant steel shank (Right-hand shown)  
中心出水鋼柄 右向示意圖

Steel shank Item code		Dimensions,mm							Insert	Spare parts	Weight Kg
無水孔Non-coolant	水孔Coolant	D	L	L1	F	H	K°	dmin			
S20R-MCKNR/L-12	A20R-MCKNR/L-12	20	200	40	13	18	15	25	CN..1204..	①	0.49
S25R-MCKNR/L-12	A25R-MCKNR/L-12	25	200	40	15.5	23	13	30			0.77
S32S-MCKNR/L-12	A32S-MCKNR/L-12	32	250	48	19.5	30	13	40	CN..1204..	②	1.58
S40T-MCKNR/L-12	A40T-MCKNR/L-12	40	300	55	25.5	37	12	50			2.96
S50U-MCKNR/L-12	A50U-MCKNR-12	50	350	60	30.5	47	10	60			5.40
S60V-MCKNR/L-12		60	400	60	35.5	57	9	70			8.88

Insert	Spare parts	Shim	Pin	Wrench	Clamp	Screw	Wrench
CN..1204..	①	--	MLP44-A	PL25	MC620	MS620TX	ETL15
CN..1204..	②	CMS432	MLP46-A	PL25	MC620	MS625TX	ETL15

## DCLN



Steel shank (Right-hand shown)  
鋼柄 右向示意圖

Steel shank Item code		Dimensions,mm							Insert	Spare parts	Weight Kg
無水孔Non-coolant	水孔Coolant	D	L	L1	F	H	K°	dmin			
S20R-DCLNR/L-12		20	200	40	14	18	15	28	CN..1204..	①	0.49
S25R-DCLNR/L-12		25	200	40	15	23	13	30			0.77
S32S-DCLNR/L-12		32	250	48	19.5	30	13	40	CN..1204..	②	1.58
<b>NEW</b> S40T-DCLNR/L-12		40	300	55	25.5	37	12	50			2.96

Insert	Spare parts	Shim	Screw	Wrench	Clamp	Wrench
CN..1204..	①	--	--	--	MCD425	ETL20
CN..1204..	②	CMS432	MS6011H	--	MCD425	ETL20