

FIG-1

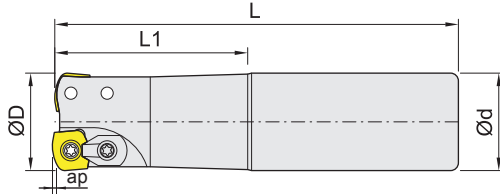


FIG-2

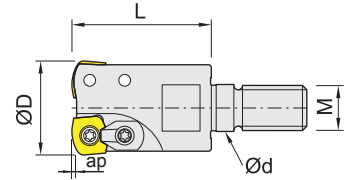
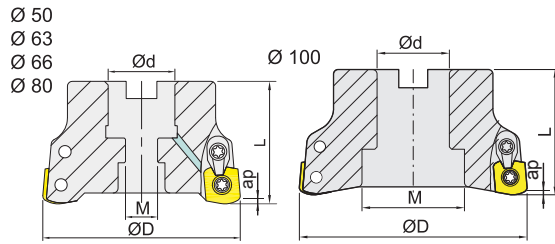
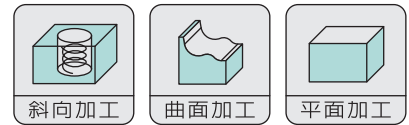


FIG-1 Item code	Dimensions,mm					Teeth	Insert	Spare parts	Weight Kg
	D	d	L	L1	ap				
ASR20-S20-150	20	20	150	40	2.0	2	EPNW0803TN-10	①	0.37
ASR20-S20-200	20	20	200	40		2			0.49
ASR25-S25-150	25	25	150	50	2.0	2	EDNW10T3TN-10	②	0.58
ASR25-S25-200	25	25	200	50		2			0.77
ASR25-S25-250	25	25	250	50		2			0.96
ASR35S-S32-150	35	32	150	40	2.0	3	EDNW13T4TN-10	③	0.95
ASR35S-S32-200	35	32	200	40		3			1.26
ASR35S-S32-250	35	32	250	40		3			1.58
ASR32-S32-150	32	32	150	50	2.0	2	EDNW13T4TN-10	③	0.95
ASR32-S32-200	32	32	200	50		2			1.26
ASR32-S32-250	32	32	250	50	2	1.58			
ASR35-S32-150	35	32	150	40	2.0	2	EDNW13T4TN-10	③	0.95
ASR35-S32-200	35	32	200	40		2			1.26
ASR35-S32-250	35	32	250	40	2	1.58			
ASR35-S32-300	35	32	300	40	2	1.89			

FIG-2 Item code	Dimensions,mm					Teeth	Insert	Spare parts	Weight Kg
	D	d	L	M	ap				
ASR20-MD18	20	10.5	30	M10	2.0	2	EPNW0803TN-10	①	0.07
ASR25-MD23	25	12.5	35	M12		2	EDNW10T3TN-10	②	0.12
ASR35-MD29	35	17	43	M16		2	EDNW13T4TN-10	③	0.22

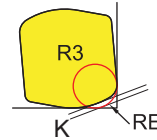
內徑車刀
 外徑車刀
 牙刀 & 開槽刀
 銑刀
 孔加工
 配件

ASR 高進給銑刀 HIGH FEED MILLING (ASR)



編製CAM程序時，請將ASR設為圓弧頭銑刀，此時的近似刀尖圓弧半徑RE值及切削殘留量

When using the ASR, please program the approximate radius as indicated. The approximate uncut portions for the program are as follows.



刀片大小 Item size	近似RE(mm) Approx. RE	殘留量K(mm) Remains
ED...-10	3.0	0.7
ED...-15	2.0	0.6
EP...-10	3.0	0.236

Metric

Item code		Dimensions,mm					Teeth	Insert	Spare parts	Weight Kg
無水孔Non-coolant	水孔Coolant	D	d	L	M	ap				
ASR504-22.0	ASR504-A22.0	50	22.0	50	11	2.0	4	EDNW13T4TN-10	③	0.39
ASR664S-27.0		66	27.0	50	13		4			0.61
ASR804S-27.0		80					4			0.99
ASR805S-27.0		80					5			0.98
ASR633-22.0		63	22.0	50	11	2.0	3	EDNW15T4TN-10	④	0.69
ASR634-22.0		63					4			0.55
ASR804-27.0		80	27.0	50	13		4			0.99
ASR805-27.0		80					5			0.91

Inch

Item code		Dimensions,mm					Teeth	Insert	Spare parts	Weight Kg
無水孔Non-coolant	水孔Coolant	D	d	L	M	ap				
ASR634S-25.4		63	25.4	50	13	2.0	4	EDNW13T4TN-10	③	0.57
ASR664S-25.4		66					4			0.63
ASR805SB-25.4		80					5			1.00
ASR634-25.4		63	25.4	50	13	2.0	4	EDNW15T4TN-10	④	0.52
ASR664-25.4		66					4			0.58
ASR804-25.4		80					4			1.00
ASR805-25.4		80					5			0.95
ASR1006-31.75		100	31.75	50	45		6			1.47

Insert	Spare parts	Screw	Clamp	Wrench
EPNW0803TN-10	①	MS3507A	MC35-3V	ETF15
EDNW10T3TN-10	②	MS4009B	MC35-3V	ETF15
EDNW13T4TN-10	③	MS5011A	MC50V	ETF20
EDNW15T4TN-10	④	MS5011A	MC50V	ETF20

被切削材 Workpiece material	Steel 鋼	P	●
	Stainless steel 不銹鋼	M	●
	Cast iron 鑄鐵	K	
	Non-ferrous metal 非鐵金屬	N	

Insert Shape	Description	GRADE 材質	Dimensions,mm			
		Coated 塗層	A	B	S	Re
		CY250				

	EPNW0803TN-10	●	8.1	7.94	3.18	10
	EDNW10T3TN-10	●	10.0	10.00	3.97	10
	EDNW13T4TN-10	●	13.5	12.70	5.56	10
	EDNW15T4TN-10	●	15.0	14.00	5.56	10
	EDNW13T4TN-15	○	13.5	12.70	5.56	15
	EDNW15T4TN-15	○	15.0	14.00	5.56	15

內徑車刀
BORING BARS

外徑車刀
TOOLHOLDERS

牙刀 & 開槽刀
THREADING & GROOVING

銑刀
MILLING

孔加工
BORING TOOLS COMPONENTS

配件
SPARE PARTS