

T 型銑刀 T-GROOVE MILLING CUTTER (CCT)

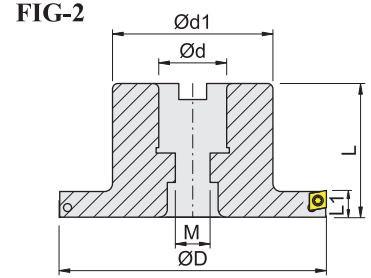
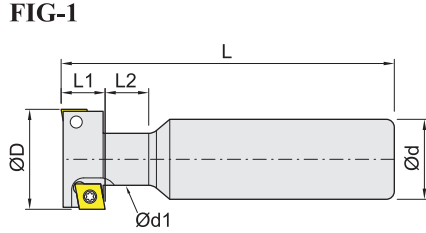
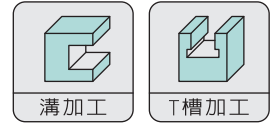


FIG-1 Item code	Dimensions,mm						Teeth	Insert	Screw	Wrench	Weight Kg
	D	d	d1	L	L1	L2					
CCT09-D21-S16-100	21	16	10	100	9	16	2	CCMT060204	MS2506A	ETF09	0.15
CCT09-D40-S20-150	40	20	19.8	150	9	17	4				0.43
CCT10-D30-S25-100	30	25	14	100	10	21	4				0.33
CCT11-D25-S20-90	25	20	12.5	90	11	17	4				0.20
CCT11-D30-S25-100	30	25	14	100	11	20	4				0.34
CCT11-D40-S20-150	40	20	19.8	150	11	15	4				0.45
CCT14-D32-S25-100	32	25	16	100	14	22	4	CCMT080304	MS3008A	ETF09	0.34
CCT14-D45-S25-150	45	25	24.8	150	14	15	4				0.68
CCT15-D60-S25-160	60	25	24.8	160	15	15	4	CCMT09T308	MS4011A	ETF15	0.83
CCT18-D40-S25-110	40	25	20	110	18	27	4				0.45
CCT18-D50-S25-150	50	25	24.8	150	18	15	4				0.73
CCT22-D50-S32-140	50	32	26	140	22	34	4	CCMT120408	MS5011A	ETF20	0.90

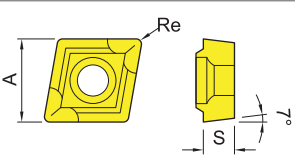
Metric

FIG-2 Item code	Dimensions,mm						Teeth	Insert	Screw	Wrench	Weight Kg
	D	d	d1	L	L1	M					
CCT12-08006-22.0	80	22.0	48	40	12	11	6	CCMT080304	MS3008A	ETF09	0.64

Inch

FIG-2 Item code	Dimensions,mm						Teeth	Insert	Screw	Wrench	Weight Kg
	D	d	d1	L	L1	M					
CCT08-10008-25.4	100	25.4	60	50	8	13	8	CCMT060204	MS2506A	ETF09	1.17
CCT10-12510-31.75	125	31.75	70	50	10	13	10				1.75
CCT12-12510-31.75	125	31.75	70	50	12	13	10				2.15

被切削材 Workpiece material	Steel 鋼		P	●		
	Stainless steel 不銹鋼		M	●	●	
	Cast iron 鑄鐵		K	●		●
	Non-ferrous metal 非鐵金屬		N			●

Insert Shape	Description	GRADE 材質			Dimensions,mm		
		Coated 塗層		Cemented Carbide 硬質合金	A	S	Re
		NW948	NV230				
	CCMT060204	●	○	●	6.35	2.38	0.4
	CCMT080304		●		7.94	3.18	0.4
	CCMT09T308	●	●	●	9.525	3.97	0.8
	CCMT120408	●		●	12.7	4.76	0.8