

FIG-1

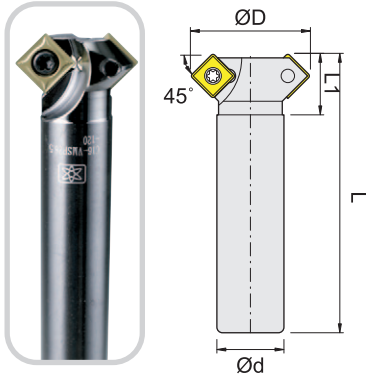


FIG-2

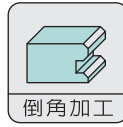


FIG-3

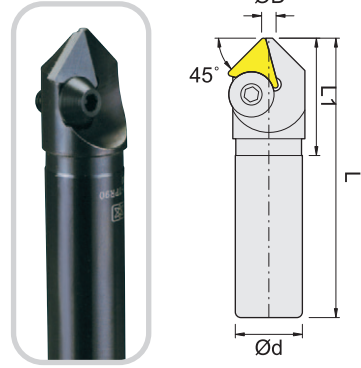
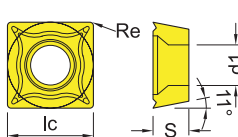
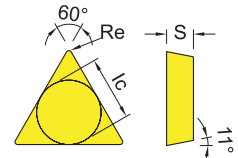


FIG-1 Item code	Dimensions,mm				Teeth	Insert	Screw	Wrench	Weight Kg
	D	d	L	L1					
NEW VMSP05R-173-S16-120	17	16	120	20	3	SP..0502	MS2005A	ETF06	0.19
C20-VMSP22-120	22	20	120	30	1	SP..0903	MS4009A	ETF15	0.28
C16-VMSP26.5-120	26.5	16	120	17	2				0.21
C20-VMSP35-120	35	20	120	17	2	SP..0903	MS4011A	ETF15	0.33
NEW VMSP12R-503-S32-150	50	32	150	40	3	SP..1203	MS5011A	ETF20	0.30

FIG-2 Item code	Dimensions,mm				Teeth	Insert	Screw	Wrench	Weight Kg
	D	d	L	M					
VMSP09R-353-MD23	35	12.5	35	M12	3	SP..0903..	MS4011A	ETF15	0.15

FIG-3 Item code	Dimensions,mm				Teeth	Insert	Screw	Wrench	Weight Kg
	D	d	L	L1					
C20-TPR90-120	4	20	120	35	1	TP..1603..	MSR63	PL40	0.30

被切削材 Workpiece material	Steel 鋼		P	●	●	●	●	●
	Stainless steel 不銹鋼		M	●	●	●	●	●
	Cast iron 鑄鐵		K	●	●		●	●
	Non-ferrous metal 非鐵金屬		N					

Insert Shape	Description	GRADE 材質					Dimensions,mm			
		Coated 塗層			Uncoated 無塗層		lc	S	d1	Re
		MW913	MW915	MW916	NY942	NM936				
	SPMT050204	●					5.0	2.38	2.25	0.4
	SPMT090304		●	●	●		9.525	3.18	4.4	0.4
	SPMT090308		●	●	●		9.525	3.18	4.4	0.8
	SPMW120308				○	●	12.7	4.76	5.5	0.8
	TPMN160308					●	9.525	3.18	--	0.8

內徑車刀
BORING BARS

外徑車刀
TOOLHOLDERS

牙刀 & 開槽刀
THREADING & GROOVING

銑刀
MILLING

孔加工
BORING TOOLS COMPONENTS

配件
SPARE PARTS