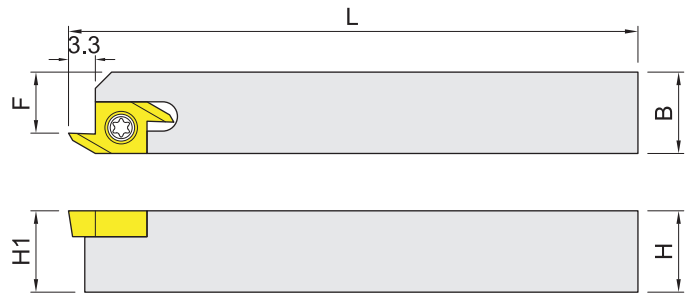

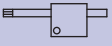


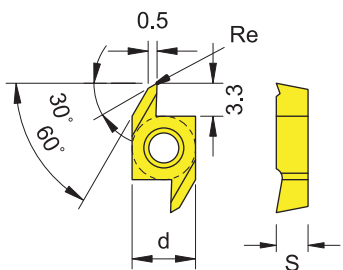
功能：後掃 Back turning



Right-hand shown

Item code	Dimensions,mm				Insert	Screw 	Wrench 	Weight Kg
	H (H1)	B	L	F				
JSEGR-1010H-10	10	10	100	7.5	J10ER..B..	MS2506A	ETF09	0.08
JSEGR-1010K-10	10	10	125	7.5				0.10
JSEGR-1212H-10	12	12	100	9.5				0.11
JSEGR-1212K-10	12	12	125	9.5				0.14

被切削材 Workpiece material	Steel 鋼	P	●	●
	Stainless steel 不銹鋼	M	●	●
	Cast iron 鑄鐵	K		●
	Non-ferrous metal 非鐵金屬	N		●

Insert Shape	Description	GRADE 材質		Dimensions,mm		
		Coated 塗層	Uncoated 無塗層	d	S	Re
		NS530	TH10			
	J10ER 005BF			6.35	3.18	0.05
	J10ER 010BF	●		6.35	3.18	0.10
	J10ER 015BF			6.35	3.18	0.15

內徑車刀
BORING BARS

外徑車刀
TOOLHOLDERS

牙刀 & 開槽刀
THREADING & GROOVING

銑刀
MILLING

孔加工
BORING TOOLS COMPONENTS

配件
SPARE PARTS