

FIG-1

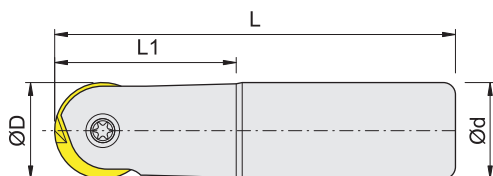
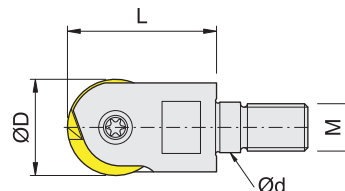


FIG-2



| FIG-1 Item code | Dimensions,mm | | | | Teeth | Insert | Screw | Wrench | Weight Kg |
|-----------------|---------------|----|-----|----|-------|--------------------------|---------|--------|-----------|
| | D | d | L | L1 | | | | | |
| WGR08-S08-100 | 8 | 8 | 100 | 20 | 1 | WGRMT-D08 | MGR3008 | ETF08 | 0.04 |
| WGR08-S10-100 | 8 | 10 | 100 | 35 | 1 | | | | 0.06 |
| WGR10-S10-100 | 10 | 10 | 100 | 25 | 1 | WGRMT-D10 | MGR4010 | ETL15 | 0.06 |
| WGR10-S12-150 | 10 | 12 | 150 | 36 | 1 | | | | 0.13 |
| WGR12-S12-150 | 12 | 12 | 150 | 32 | 1 | WGRMT-D12 | MGR5012 | ETL20 | 0.13 |
| WGR12-S16-200 | 12 | 16 | 200 | 58 | 1 | | | | 0.32 |
| WGR16-S16-150 | 16 | 16 | 150 | 36 | 1 | WGRMT-D16 | MGR5016 | ETL20 | 0.24 |
| WGR16-S16-200 | 16 | 16 | 200 | 36 | 1 | | | | 0.32 |
| WGR16-S20-200 | 16 | 20 | 200 | 65 | 1 | | | | 0.49 |
| WGR20-S20-150 | 20 | 20 | 150 | 45 | 1 | WGRMT-D20 | MGR5020 | ETL20 | 0.37 |
| WGR20-S20-200 | 20 | 20 | 200 | 45 | 1 | | | | 0.49 |
| WGR20-S25-200 | 20 | 25 | 200 | 76 | 1 | WGRMT-D25 | MGR6025 | ETL30 | 0.77 |
| WGR20-S25-250 | 20 | 25 | 250 | 76 | 1 | | | | 0.96 |
| WGR25-S25-200 | 25 | 25 | 200 | 45 | 1 | WGRMT-D25 | MGR6025 | ETL30 | 0.77 |
| WGR25-S25-250 | 25 | 25 | 250 | 45 | 1 | | | | 0.96 |
| WGR25-S32-200 | 25 | 32 | 200 | 98 | 1 | WGRMT-D30 | MGR8030 | ETL30 | 1.26 |
| WGR25-S32-250 | 25 | 32 | 250 | 98 | 1 | | | | 1.58 |
| WGR25-S32-300 | 25 | 32 | 300 | 98 | 1 | | | | 1.89 |
| WGR30-S32-200 | 30 | 32 | 200 | 50 | 1 | WGRMT-D30 (WGRMT-D32) | MGR8030 | ETL30 | 1.26 |
| WGR30-S32-250 | 30 | 32 | 250 | 50 | 1 | | | | 1.58 |
| WGR30-S32-300 | 30 | 32 | 300 | 50 | 1 | | | | 1.89 |

| FIG-2 Item code | Dimensions,mm | | | | Teeth | Insert | Screw | Wrench | Weight Kg |
|-----------------|---------------|------|----|-----|-------|--------------------------|---------|--------|-----------|
| | D | d | L | M | | | | | |
| WGR08-MD08 | 8 | 4.5 | 16 | M4 | 1 | WGRMT-D08 | MGR3008 | ETF08 | 0.02 |
| WGR08-MD08-M05 | 8 | 5.5 | 16 | M5 | 1 | | | | 0.02 |
| WGR10-MD10 | 10 | 5.5 | 20 | M5 | 1 | WGRMT-D10 | MGR4010 | ETL15 | 0.02 |
| WGR12-MD11 | 12 | 6.5 | 22 | M6 | 1 | | | | 0.03 |
| WGR12-MD14 | 12 | 8.5 | 30 | M8 | 1 | WGRMT-D12 | MGR5012 | ETL20 | 0.03 |
| WGR16-MD14 | 16 | 8.5 | 28 | M8 | 1 | | | | 0.03 |
| WGR20-MD18 | 20 | 10.5 | 30 | M10 | 1 | WGRMT-D16 | MGR5016 | ETL20 | 0.04 |
| WGR25-MD23 | 25 | 12.5 | 40 | M12 | 1 | | | | 0.04 |
| WGR30-MD29 | 30 | 17 | 43 | M16 | 1 | WGRMT-D20 | MGR5020 | ETL20 | 0.07 |
| | | | | | | WGRMT-D25 | MGR6025 | ETL30 | 0.12 |
| | | | | | | WGRMT-D30 (WGRMT-D32) | MGR8030 | ETL30 | 0.24 |

內徑車刀
外徑車刀
牙刀及開槽刀
銑刀
孔加工
配件

GWV R角精銑刀 RADIUS PRECISION CUTTERS (GWV)



FIG-1

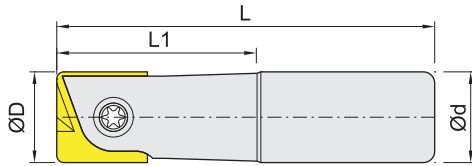
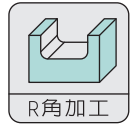
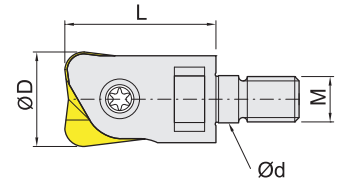


FIG-2



| FIG-1 Item code | Dimensions,mm | | | | Teeth | Insert | Screw | Wrench | Weight Kg |
|-----------------|---------------|----|-----|----|-------|---------------|---------|--------|-----------|
| | D | d | L | L1 | | | | | |
| GWV12-S12-150 | 12 | 12 | 150 | 30 | 1 | WPV 12-N-Slst | MGR5012 | ETL20 | 0.13 |
| GWV16-S16-150 | 16 | 16 | 150 | 35 | 1 | WPV 16-N-Slst | MGR5016 | ETL20 | 0.24 |
| GWV16-S16-200 | 16 | 16 | 200 | 35 | 1 | | | | 0.32 |
| GWV20-S20-150 | 20 | 20 | 150 | 40 | 1 | WPV 20-N-Slst | MGR5020 | ETL20 | 0.37 |
| GWV20-S20-200 | 20 | 20 | 200 | 40 | 1 | | | | 0.49 |

| FIG-2 Item code | Dimensions,mm | | | | Teeth | Insert | Screw | Wrench | Weight Kg |
|-----------------|---------------|------|----|-----|-------|---------------|---------|--------|-----------|
| | D | d | L | M | | | | | |
| GWV20-MD18 | 20 | 10.5 | 30 | M10 | 1 | WPV 20-N-Slst | MGR5020 | ETL20 | 0.07 |
| GWV25-MD23 | 25 | 12.5 | 40 | M12 | 1 | WPV 25-N-Slst | MGR6025 | ETL30 | 0.15 |

| 被切削材 Workpiece material | Steel 鋼 | P | ● |
|-------------------------------|------------------------|---|---|
| | Stainless steel 不銹鋼 | M | ● |
| | Cast iron 鑄鐵 | K | ● |
| | Non-ferrous metal 非鐵金屬 | N | ● |

| Insert Shape | Description | GRADE 材質 | | Dimensions,mm | | | | |
|--------------|---------------|-----------|--|----------------------------------|-----|----|------|------|
| | | Coated 塗層 | | D ⁺⁰ _{-0.03} | S | d1 | L | Re |
| | | GA45 | | | | | | |
| | WGRMT-D08-FR | ● | | 8 | 2.0 | 3 | 9.5 | 4.0 |
| | WGRMT-D10-FR | ● | | 10 | 2.5 | 4 | 11.5 | 5.0 |
| | WGRMT-D12-FR | ● | | 12 | 2.5 | 5 | 12.0 | 6.0 |
| | WGRMT-D16-FR | ● | | 16 | 3.0 | 5 | 14.0 | 8.0 |
| | WGRMT-D20-FR | ● | | 20 | 3.0 | 5 | 16.0 | 10.0 |
| | WGRMT-D25-FR | ● | | 25 | 4.0 | 6 | 21.5 | 12.5 |
| | WGRMT-D30-FR | ● | | 30 | 5.0 | 8 | 25.0 | 15.0 |
| | WGRMT-D32-FR | ○ | | 32 | 5.0 | 8 | 26.0 | 16.0 |
| | WPV 12-N-Slst | ● | | 12 | 2.5 | 5 | 14.0 | 1.0 |
| | WPV 16-N-Slst | ● | | 16 | 3.0 | 5 | 16.0 | 1.0 |
| | WPV 20-N-Slst | ● | | 20 | 3.0 | 5 | 18.0 | 1.6 |
| | WPV 25-N-Slst | ● | | 25 | 4.0 | 6 | 23.5 | 2.0 |

內徑車刀
BORING BARS

外徑車刀
TOOLHOLDERS

牙刀 & 開槽刀
THREADING & GROOVING

銑刀
MILLING

孔加工
BORING TOOLS COMPONENTS

配件
SPARE PARTS